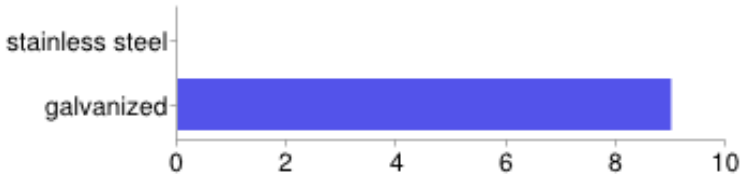


# 9 [responses](#)

## Summary [See complete responses](#)

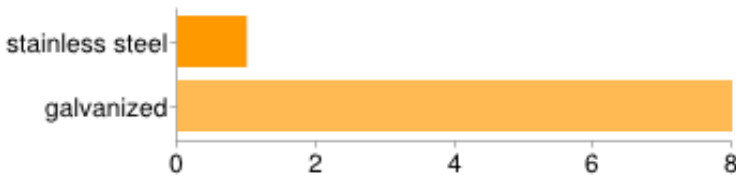
What type of chain do you use for your bower anchor?



stainless steel	0	0%
galvanized	9	100%

People may select more than one checkbox, so percentages may add up to more than 100%.

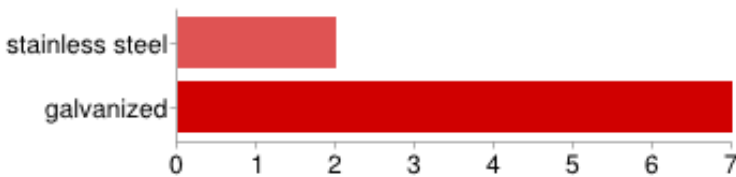
What type of shackle do you use for your bower anchor?



stainless steel	1	11%
galvanized	8	89%

People may select more than one checkbox, so percentages may add up to more than 100%.

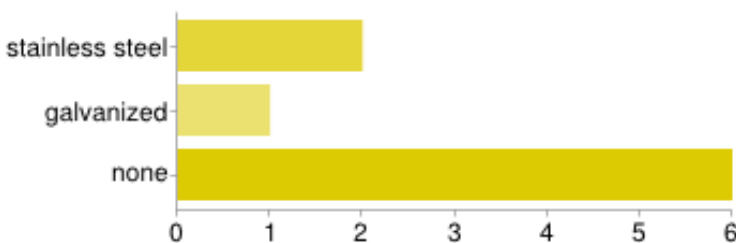
What type of anchor do you use for your bower anchor?



stainless steel	2	22%
galvanized	7	78%

People may select more than one checkbox, so percentages may add up to more than 100%.

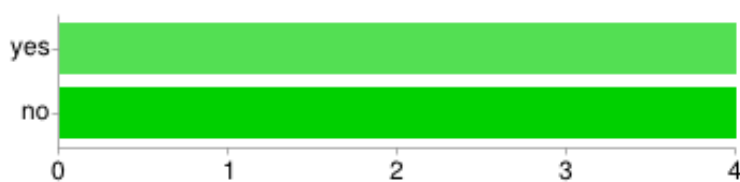
What type of swivel do you use for your bower anchor?



stainless steel	2	22%
galvanized	1	11%
none	6	67%

People may select more than one checkbox, so percentages may add up to more than 100%.

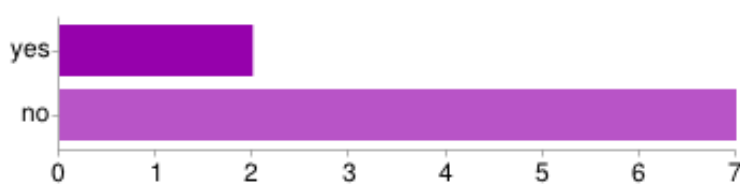
**Do you know if your chain is made of high tensile steel?**



yes	4	50%
no	4	50%

People may select more than one checkbox, so percentages may add up to more than 100%.

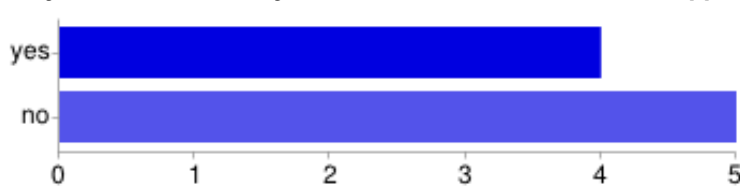
**Do you know in which country your chain was made?**



yes	2	22%
no	7	78%

People may select more than one checkbox, so percentages may add up to more than 100%.

**Do you know whether your chain has been tested to an approved standard?**



yes	4	44%
no	5	56%

People may select more than one checkbox, so percentages may add up to more than 100%.

**Have you ever suffered any materials failure in your ground tackle?**



yes	1	11%
no	8	89%

People may select more than one checkbox, so percentages may add up to more than 100%.

**If you have ever had any failure of your ground tackle please can you describe what happened together with some indication of how much time you have spent at anchor?**

6 weeks a year for 16 years      When we bought Freya our ground tackle consisted of a 30Kg claw (Bruce) and 5/16" HT chain. The two joined by a galvanised shackle. We were swithering about an anchor swiv ...

